

# Final Standings











## 1:8 Buggy

	Driver Name	Race Class	Main Points	Main Tie Breaker	Highest
1	David Ronnefalk (SWE)	1:8 Buggy	1	96/1:00:15.657	Final
2	Robert Batlle (ESP)	1:8 Buggy	2	96/1:00:30.146	Final
3	Ty Tessmann (CAN)	1:8 Buggy	3	96/1:00:32.377	Final
4	Jared Tebo (USA) [TQ]	1:8 Buggy	4	95/1:00:05.880	Final
5	Ryan Cavalieri (USA)	1:8 Buggy	5	95/1:00:08.134	Final
6	Davide Ongaro (ITA)	1:8 Buggy	6	95/1:00:27.438	Final
7	Renaud Savoya (FRA)	1:8 Buggy	7	95/1:00:29.207	Final
8	Ryan Maifield (USA)	1:8 Buggy	8	95/1:00:42.483	Final
9	Ryan Lutz (USA)	1:8 Buggy	9	94/1:00:09.647	Final
10	Elliott Boots (GBR)	1:8 Buggy	10	94/1:00:22.667	Final
11	Dakotah Phend (USA)	1:8 Buggy	11	91/1:00:24.047	Final
12	Kyle McBride (AUS)	1:8 Buggy	12	89/1:00:00.208	Final
13	Cole Ogden (USA)	1:8 Buggy	7	48/30:36.957	1/2
14	Cody King (USA)	1:8 Buggy	8	47/30:11.558	1/2
15	Mike Truhe (USA)	1:8 Buggy	7	47/30:13.655	1/2
16	Dylan Rodriguez (USA)	1:8 Buggy	9	47/30:25.113	1/2
17	Neil Cragg (GBR)	1:8 Buggy	8	46/30:01.935	1/2
18	Adam Drake (USA)	1:8 Buggy	10	46/30:13.906	1/2
19	Joe Bornhorst (USA)	1:8 Buggy	9	46/30:17.494	1/2
20	Tanner Stees (USA)	1:8 Buggy	10	46/30:18.263	1/2
21	Spencer Rivkin (USA)	1:8 Buggy	11	46/30:23.882	1/2
22	Yannick Aigoïn (FRA)	1:8 Buggy	11	45/29:48.433	1/2
23	Jörn Neumann (DEU)	1:8 Buggy	12	36/23:44.487	1/2
24	Juan Carlos Canas (ESP)	1:8 Buggy	12	15/10:50.300	1/2
25	Cole Tollard (USA)	1:8 Buggy	5	47/30:20.008	1/4
26	Marco Natale (ITA)	1:8 Buggy	6	47/30:39.709	1/4
27	Marco Baruffolo (ITA)	1:8 Buggy	5	46/30:06.932	1/4
28	Riccardo Berton (ITA)	1:8 Buggy	6	46/30:08.188	1/4
29	Billy Easton (USA)	1:8 Buggy	7	46/30:11.590	1/4
30	Alex Kosciuszek (USA)	1:8 Buggy	7	46/30:14.696	1/4
31	Alex Zanchettin (ITA)	1:8 Buggy	8	46/30:35.181	1/4
32	Shinnosuke Adachi (JPN)	1:8 Buggy	9	46/30:38.239	1/4
33	Miguel Matias (PRT)	1:8 Buggy	8	45/29:07.894	1/4
34	Joao Figueiredo (PRT)	1:8 Buggy	10	45/29:51.705	1/4
35	Jeremy Kortz (USA)	1:8 Buggy	11	45/30:13.641	1/4
36	Tomi Salonen (FIN)	1:8 Buggy	9	45/30:38.519	1/4
37	Darren Bloomfield (GBR)	1:8 Buggy	10	41/30:14.652	1/4
38	Joseph Quagraine (FIN)	1:8 Buggy	12	34/22:24.412	1/4
39	Aaron Stringer (AUS)	1:8 Buggy	11	32/20:58.662	1/4
40	Joshua Wheeler (USA)	1:8 Buggy	12	23/15:46.078	1/4
41	Jerome Aigoïn (FRA)	1:8 Buggy	5	46/30:09.584	1/8
42	Atsushi Hara (JPN)	1:8 Buggy	6	46/30:11.627	1/8

# Final Standings

43	 Tyler Vik (USA)	1:8 Buggy	5	46/30:19.068	1/8
44	 Taylor Petersen (USA)	1:8 Buggy	7	46/30:28.610	1/8
45	 Justin Wheeler (USA)	1:8 Buggy	8	46/30:35.799	1/8
46	 Martin Bayer (CZE)	1:8 Buggy	6	45/29:28.384	1/8
47	 Colin Herzig (USA)	1:8 Buggy	7	45/30:01.436	1/8
48	 Austin Blair (USA)	1:8 Buggy	9	45/30:14.600	1/8
49	 Tanner Denney (USA)	1:8 Buggy	10	45/30:18.111	1/8
50	 Lee Martin (GBR)	1:8 Buggy	8	44/30:28.257	1/8
51	 Naoto Matsukura (JPN)	1:8 Buggy	11	44/30:28.859	1/8
52	 Steve Harris (USA)	1:8 Buggy	9	44/30:38.502	1/8
53	 Teemu Leino (FIN)	1:8 Buggy	10	43/30:08.779	1/8
54	 Craig Laughton (AUS)	1:8 Buggy	11	41/30:35.254	1/8
55	 Derek Weatherholt (USA)	1:8 Buggy	12	35/24:50.237	1/8
56	 Oscar Baldo (ESP)	1:8 Buggy	12	22/14:39.013	1/8
57	 Bryan Baldo (ESP)	1:8 Buggy	5	31/20:18.802	1/16
58	 Richard Saxton (USA)	1:8 Buggy	6	31/20:24.046	1/16
59	 Wataru Takashiro (JPN)	1:8 Buggy	7	31/20:24.454	1/16
60	 Meen Vejrak (THA)	1:8 Buggy	5	31/20:25.186	1/16
61	 Jack Embling (GBR)	1:8 Buggy	8	31/20:26.809	1/16
62	 Dani Batlle (ESP)	1:8 Buggy	6	31/20:34.028	1/16
63	 Benz Paphon (THA)	1:8 Buggy	7	31/20:34.388	1/16
64	 Travis Amezcua (USA)	1:8 Buggy	8	31/20:35.938	1/16
65	 Chad Phillips (USA)	1:8 Buggy	9	31/20:37.246	1/16
66	 Kyle Johnson (USA)	1:8 Buggy	9	30/20:10.430	1/16
67	 Patrick Hofer (CHE)	1:8 Buggy	10	30/20:10.671	1/16
68	 Jerome Sartel (FRA)	1:8 Buggy	10	30/20:15.879	1/16
69	 Josh Pain (AUS)	1:8 Buggy	11	30/20:19.249	1/16
70	 Graham Alsop (GBR)	1:8 Buggy	11	30/20:20.767	1/16
71	 Steven Hartson (USA)	1:8 Buggy	12	29/20:31.069	1/16
72	 Shaun Kirkman (USA)	1:8 Buggy	12	21/14:19.864	1/16
73	 Gunnar Rieck (USA)	1:8 Buggy	5	31/20:26.840	1/32
74	 Jessica Palsson (SWE)	1:8 Buggy	6	31/20:30.859	1/32
75	 Dani Choi (KOR)	1:8 Buggy	5	31/20:33.401	1/32
76	 Chris Wheeler (USA)	1:8 Buggy	6	31/20:36.392	1/32
77	 Jake Dellinger (USA)	1:8 Buggy	7	31/20:36.547	1/32
78	 Collin Weatherholt (USA)	1:8 Buggy	7	31/20:38.254	1/32
79	 Tom Robin (FRA)	1:8 Buggy	8	30/19:48.604	1/32
80	 Martin Wollanka (AUT)	1:8 Buggy	8	30/19:56.335	1/32
81	 Jonathan Skidmore (GBR)	1:8 Buggy	9	30/20:02.425	1/32
82	 Billy Fischer (USA)	1:8 Buggy	10	30/20:09.824	1/32
83	 Evan Vail (USA)	1:8 Buggy	11	30/20:11.353	1/32
84	 Kazuki Sasatsu (JPN)	1:8 Buggy	12	30/20:13.228	1/32
85	 Ricardo Monteiro (PRT)	1:8 Buggy	9	30/20:38.325	1/32
86	 Michael Paige (USA)	1:8 Buggy	10	30/20:42.236	1/32
87	 Alejandro Daras (ESP)	1:8 Buggy	11	29/20:05.955	1/32

















# Final Standings

88	 Timo Engelstaetter (DEU)	1:8 Buggy	12	27/19:27.493	1/32
89	 Josh Glancy (USA)	1:8 Buggy	13	25/16:31.806	1/32
90	 C.J. Jelin (USA)	1:8 Buggy	13	21/20:28.500	1/32
91	 Jacob Haas (USA)	1:8 Buggy	5	31/20:38.610	1/64
92	 Bradley Baird (IRL)	1:8 Buggy	6	30/20:02.814	1/64
93	 Ryan Kenney (USA)	1:8 Buggy	7	30/20:03.245	1/64
94	 Charles Hicks (USA)	1:8 Buggy	5	30/20:03.308	1/64
95	 Robert Gustavsson (SWE)	1:8 Buggy	6	30/20:04.041	1/64
96	 Max Mort (FIN)	1:8 Buggy	7	30/20:05.468	1/64
97	 Eddy Cordoba (USA)	1:8 Buggy	8	30/20:10.557	1/64
98	 Tyler Hooks (USA)	1:8 Buggy	8	30/20:11.721	1/64
99	 Albin Tarning (SWE)	1:8 Buggy	9	30/20:13.591	1/64
100	 Greg Degani (USA)	1:8 Buggy	9	30/20:15.001	1/64
101	 Jason Nugroho (IDN)	1:8 Buggy	10	30/20:15.868	1/64
102	 Derek Sousa (CAN)	1:8 Buggy	11	30/20:17.886	1/64
103	 Agust Cutini (ARG)	1:8 Buggy	10	30/20:18.046	1/64
104	 Game Mongkolphan (THA)	1:8 Buggy	11	30/20:24.110	1/64
105	 Tony Truman (GBR)	1:8 Buggy	12	30/20:30.418	1/64
106	 Daniel Vega (ESP)	1:8 Buggy	12	29/20:36.075	1/64
107	 Zac Ryan (AUS)	1:8 Buggy	13	28/18:56.976	1/64
108	 Tyler Cook (USA)	1:8 Buggy	13	28/20:12.325	1/64
109	 Noah Dickerson (USA)	1:8 Buggy	5	30/20:05.759	1/128
110	 Alessandro Stocco (ITA)	1:8 Buggy	6	30/20:07.567	1/128
111	 Kenji Tsuruta (JPN)	1:8 Buggy	7	30/20:08.422	1/128
112	 Hunter Kinsey (USA)	1:8 Buggy	5	30/20:16.851	1/128
113	 Adrien Bertin (FRA)	1:8 Buggy	6	30/20:19.387	1/128
114	 Andrew Foord (AUS)	1:8 Buggy	8	30/20:21.880	1/128
115	 Mark Sousa (CAN)	1:8 Buggy	7	30/20:25.248	1/128
116	 Clayton Saxton (USA)	1:8 Buggy	9	30/20:30.575	1/128
117	 Chad Grana (USA)	1:8 Buggy	10	30/20:32.661	1/128
118	 Joonas Hyvarinen (FIN)	1:8 Buggy	8	29/20:01.789	1/128
119	 Miguel Haasbroek (ZAF)	1:8 Buggy	11	29/20:12.658	1/128
120	 Sebastian Winterstein (DEU)	1:8 Buggy	9	29/20:13.331	1/128
121	 Atsushi Kawamoto (JPN)	1:8 Buggy	12	29/20:14.307	1/128
122	 Gil Alontaga (MEX)	1:8 Buggy	10	29/20:25.936	1/128
123	 Tiaan Oelofse (ZAF)	1:8 Buggy	11	29/20:29.091	1/128
124	 Marcus Sandberg (SWE)	1:8 Buggy	13	29/20:34.489	1/128
125	 Alberto Garcia (ESP)	1:8 Buggy	12	12/7:56.000	1/128
126	 Daniel Kobbbevik (POL)	1:8 Buggy	13	0/0.000	1/128
127	 Tyler Jones (USA)	1:8 Buggy	5	30/20:20.365	1/256
128	 Mason Eppley (USA)	1:8 Buggy	6	30/20:25.851	1/256
129	 Kenji Osaka (JPN)	1:8 Buggy	7	30/20:28.463	1/256
130	 Yuichi Kanai (JPN)	1:8 Buggy	5	30/20:35.183	1/256
131	 Stanley Wangsanegara (IDN)	1:8 Buggy	6	30/20:36.915	1/256
132	 Jayden Jamieson (NZL)	1:8 Buggy	7	30/20:39.342	1/256













# Final Standings

133	 Sivan Yaniv (ISR)	1:8 Buggy	8	30/20:40.144	1/256
134	 Ronny Luber (CHE)	1:8 Buggy	8	30/20:54.573	1/256
135	 Sebastian Recio (ARG)	1:8 Buggy	9	29/20:01.113	1/256
136	 Alex Napatrapee (THA)	1:8 Buggy	9	29/20:06.838	1/256
137	 Ben Sterling (AUS)	1:8 Buggy	10	29/20:26.909	1/256
138	 Gustavo Baer (BRA)	1:8 Buggy	11	29/20:28.202	1/256
139	 Nicolas Bregante (ARG)	1:8 Buggy	12	29/20:37.549	1/256
140	 Ryan Lee (KOR)	1:8 Buggy	10	28/19:35.533	1/256
141	 Alejandro Calens (ARG)	1:8 Buggy	11	28/20:07.563	1/256
142	 William Skidmore (GBR)	1:8 Buggy	12	27/20:27.276	1/256
143	 Britten Curry (USA)	1:8 Buggy	13	1/41.334	1/256
144	 Keevin Sharp (USA)	1:8 Buggy	13	1/3:00.845	1/256
145	 Camden Lime (USA)	1:8 Buggy	5	29/20:10.543	1/512
146	 Ben Panic (SGP)	1:8 Buggy	6	29/20:24.483	1/512
147	 Felipe Martinez (MEX)	1:8 Buggy	5	29/20:25.476	1/512
148	 Jose Alvarado (MEX)	1:8 Buggy	7	29/20:26.472	1/512
149	 Chopin Yusuf (IDN)	1:8 Buggy	6	29/20:30.633	1/512
150	 Maurizio Fantinel (MCO)	1:8 Buggy	8	29/20:34.847	1/512
151	 John Agus (IDN)	1:8 Buggy	9	29/20:39.082	1/512
152	 Warren Van der Merwe (ZAF)	1:8 Buggy	7	28/20:01.352	1/512
153	 Henrique Winik (BRA)	1:8 Buggy	8	28/20:02.319	1/512
154	 Ryuji Noguchi (JPN)	1:8 Buggy	9	28/20:03.943	1/512
155	 Charles Ross (USA)	1:8 Buggy	10	28/20:05.520	1/512
156	 Kurt Kellum (USA)	1:8 Buggy	11	28/20:18.760	1/512
157	 A.J. Schumacher (USA)	1:8 Buggy	10	28/20:29.109	1/512
158	 Grant Park (AUS)	1:8 Buggy	11	28/20:32.395	1/512
159	 Man Yat Lui (SGP)	1:8 Buggy	12	28/20:37.035	1/512
160	 Mark Morrow (USA)	1:8 Buggy	12	28/20:41.139	1/512
161	 Shane Kelly (AUS)	1:8 Buggy	13	12/8:33.807	1/512
162	 Shane Hancock (AUS)	1:8 Buggy	15	DQ	1/512
163	 Eduardo Rossi (BRA)	1:8 Buggy	5	29/20:26.017	1/1024
164	 Frank Lemke (DEU)	1:8 Buggy	6	29/20:29.581	1/1024
165	 Carlos Sikora (DOM)	1:8 Buggy	5	29/20:33.580	1/1024
166	 Shane Preugschat (USA)	1:8 Buggy	6	29/20:39.045	1/1024
167	 Gary Baird (IRL)	1:8 Buggy	7	29/20:42.264	1/1024
168	 Tommy Alho (FIN)	1:8 Buggy	7	28/20:02.120	1/1024
169	 Juan Jose Serna Yepes (COL)	1:8 Buggy	8	28/20:03.352	1/1024
170	 Ali Al Failakawi (KWT)	1:8 Buggy	9	28/20:04.132	1/1024
171	 Robby Williams (USA)	1:8 Buggy	10	28/20:07.650	1/1024
172	 Shane Mangu (NZL)	1:8 Buggy	11	28/20:14.245	1/1024
173	 Ofir Komerian (USA)	1:8 Buggy	8	28/20:16.904	1/1024
174	 Nick Cattuna (USA)	1:8 Buggy	12	28/20:19.330	1/1024
175	 Jonathan Yeung (HKG)	1:8 Buggy	9	28/20:24.625	1/1024
176	 Shane O'Connor (NZL)	1:8 Buggy	10	28/20:39.723	1/1024
177	 Roberto Zigon (ARG)	1:8 Buggy	11	26/19:33.584	1/1024














# Final Standings

178	 Carlos Segui (COL)	1:8 Buggy	12	24/20:07.141	1/1024
179	 Fredrick Cederberg (SWE)	1:8 Buggy	13	15/10:49.846	1/1024
180	 Luis Fernando Ramirez (MEX)	1:8 Buggy	13	0/0.000	1/1024
181	 Andy Chen (TWN)	1:8 Buggy	5	29/20:17.786	1/2048
182	 Scott Yang (TWN)	1:8 Buggy	6	29/20:24.748	1/2048
183	 Minsu Si (KOR)	1:8 Buggy	7	29/20:30.508	1/2048
184	 Seong Leng Yeo (SGP)	1:8 Buggy	8	29/20:40.181	1/2048
185	 Russell Freeman (AUS)	1:8 Buggy	9	29/20:41.312	1/2048
186	 Ray Chen (TWN)	1:8 Buggy	5	28/20:01.642	1/2048
187	 James Arluck (USA)	1:8 Buggy	10	28/20:21.289	1/2048
188	 Daniel Azevedo (ZAF)	1:8 Buggy	6	28/20:21.676	1/2048
189	 Javier Biurrun (URY)	1:8 Buggy	7	28/20:22.617	1/2048
190	 Joe Hwee (SGP)	1:8 Buggy	8	28/20:24.920	1/2048
191	 Sigrist Ramon (MEX)	1:8 Buggy	9	28/20:27.917	1/2048
192	 Orlando Lebron (USA)	1:8 Buggy	10	28/20:28.631	1/2048
193	 Mark Andrew (AUS)	1:8 Buggy	11	27/20:09.940	1/2048
194	 Luis Gudino (MEX)	1:8 Buggy	11	27/20:14.315	1/2048
195	 Miguel Villalobos (VEN)	1:8 Buggy	12	27/20:36.003	1/2048
196	 Miguel Torres (MEX)	1:8 Buggy	12	26/20:30.626	1/2048
197	 Wen-Pei Wang (TWN)	1:8 Buggy	13	25/18:11.088	1/2048
198	 Eric Deschenes (CAN)	1:8 Buggy	13	24/20:26.943	1/2048
199	 Jurai Hudy (SVK)	1:8 Buggy	5	29/20:32.254	1/4096
200	 Sergio Cisneros (MEX)	1:8 Buggy	6	29/20:33.842	1/4096
201	 James Laken (KWT)	1:8 Buggy	7	29/20:34.616	1/4096
202	 Sebastian Beltran (COL)	1:8 Buggy	5	29/20:34.956	1/4096
203	 Guy Rinkevich (ISR)	1:8 Buggy	6	29/20:39.723	1/4096
204	 Akshay Patel (ZAF)	1:8 Buggy	8	29/20:42.833	1/4096
205	 Antonio Castro (MEX)	1:8 Buggy	9	29/20:45.593	1/4096
206	 Rodrigo Malagon Olivarez (MEX)	1:8 Buggy	7	28/20:01.962	1/4096
207	 Thomas Schmuck (ZAF)	1:8 Buggy	10	28/20:02.921	1/4096
208	 Luis Quintero (COL)	1:8 Buggy	11	28/20:17.421	1/4096
209	 Juan Pablo Torres (COL)	1:8 Buggy	8	28/20:24.439	1/4096
210	 Sebastian Anaya (MEX)	1:8 Buggy	12	28/20:34.690	1/4096
211	 Andres Salazar (COL)	1:8 Buggy	13	28/20:36.175	1/4096
212	 Nando Lima (BRA)	1:8 Buggy	9	28/20:37.592	1/4096
213	 Kenneth Escobar (COL)	1:8 Buggy	10	27/20:01.932	1/4096
214	 Simon Roberts (AUS)	1:8 Buggy	11	27/20:31.649	1/4096
215	 Nawaf AlAbdulrazak (KWT)	1:8 Buggy	12	26/20:02.806	1/4096
216	 Harush Gil (ISR)	1:8 Buggy	13	23/20:30.580	1/4096
217	 Gavin Dawson (NZL)	1:8 Buggy	5	28/20:27.611	1/8192
218	 Carson Yeung (HKG)	1:8 Buggy	6	28/20:32.777	1/8192
219	 David Chae (KOR)	1:8 Buggy	5	28/20:33.279	1/8192
220	 George Coleman (MYS)	1:8 Buggy	7	28/20:35.515	1/8192
221	 Eivind Espenes (NOR)	1:8 Buggy	6	28/20:40.559	1/8192
222	 Eyal Kaldor (ISR)	1:8 Buggy	8	27/20:08.215	1/8192

# Final Standings

223	 Pablo Mojica (COL)	1:8 Buggy	9	27/20:10.073	1/8192
224	 David Hart (KWT)	1:8 Buggy	7	26/20:08.246	1/8192
225	 Warnner Theodoro (BRA)	1:8 Buggy	8	26/20:13.252	1/8192
226	 Nicolas Mazza (URY)	1:8 Buggy	10	26/20:21.488	1/8192
227	 Asher Anchelovich (ISR)	1:8 Buggy	9	26/20:24.889	1/8192
228	 Ali Sherazi (KWT)	1:8 Buggy	10	26/20:31.635	1/8192
229	 Juan Carlos Palacios Ruiz (COL)	1:8 Buggy	11	25/20:12.474	1/8192
230	 Jerome Gafoor (TTO)	1:8 Buggy	12	25/20:32.600	1/8192
231	 Zameer Ramoutar (TTO)	1:8 Buggy	11	24/20:11.044	1/8192
232	 Francisco Ortiz (DOM)	1:8 Buggy	12	18/13:40.806	1/8192
233	 Bryan Bohrt (BOL)	1:8 Buggy	13	7/20:07.318	1/8192
234	 Stephen Hosein (TTO)	1:8 Buggy	13	5/5:10.043	1/8192

## 35+ Exhibition

	Driver Name	Race Class	Main Points	Main Tie Breaker	Highest
1	 Billy Easton (USA) [TQ]	35+ Exhibition	1	46/30:25.074	A Main
2	 Tomi Salonen (FIN) [TQ]	35+ Exhibition	2	45/30:03.180	A Main
3	 Jerome Sartel (FRA) [TQ]	35+ Exhibition	3	45/30:23.657	A Main
4	 Graham Alsop (GBR) [TQ]	35+ Exhibition	4	45/30:29.882	A Main
5	 Greg Degani (USA) [TQ]	35+ Exhibition	5	45/30:32.706	A Main
6	 Stanley Wangsanegara (IDN) [TQ]	35+ Exhibition	6	44/30:06.564	A Main
7	 Yuichi Kanai (JPN) [TQ]	35+ Exhibition	7	44/30:09.757	A Main
8	 Maurizio Fantinel (MCO) [TQ]	35+ Exhibition	8	43/30:32.920	A Main
9	 Robert Gustavsson (SWE) [TQ]	35+ Exhibition	9	42/30:07.513	A Main
10	 John Agus (IDN) [TQ]	35+ Exhibition	10	42/30:38.275	A Main
11	 Ryan Lee (KOR) [TQ]	35+ Exhibition	11	39/30:12.620	A Main
12	 Timo Engelstaetter (DEU) [TQ]	35+ Exhibition	12	26/21:06.589	A Main
13	 Chad Phillips (USA) [TQ]	35+ Exhibition	13	19/13:17.004	A Main