



IFMAR 1/8th I.C. TRACK RACING AND TECHNICAL RULES

AMENDED AUGUST, 1993
AMENDED OCTOBER, 1994
AMENDED JULY, 1995
AMENDED FEBRUARY, 1996
AMENDED DECEMBER, 1996
AMENDED JUNE, 1997
AMENDED AUGUST, 1998
AMENDED MARCH, 1999
AMENDED OCTOBER, 2000
AMENDED JUNE, 2001

AMENDED SEPTEMBER, 2002
AMENDED OCTOBER, 2003
AMENDED OCTOBER, 2004
AMENDED DECEMBER, 2004
AMENDED APRIL, 2005
AMENDED SEPTEMBER, 2005
AMENDED OCTOBER, 2007
AMENDED NOVEMBER 2008
AMENDED APRIL 2010
AMENDED JANUARY 2011

INDEX

2.	RACING FORMAT	3
2.1	SCHEDULE.....	3
2.2	EVENT SCHEDULE.....	3
2.4	DRIVERS' AND TEAM MANAGERS' MEETINGS.....	3
2.5	TECHNICAL INSPECTION.....	3
2.6	CONTROLLED PRACTICE	4
2.7	OPENING CEREMONY.....	4
2.8	QUALIFYING HEATS	4
2.9	FINALS.....	5
2.10	RAIN SITUATION	7
2.11	MATERIAL PROVIDED	8
2.11.1	RACE PACKAGE	8
2.11.2	NUMBERING OF CARS.....	8
2.11.3	NUMBERING OF THE BODY/WING	8
2.11.4	NUMBERING OF TRANSMITTERS.....	8
2.12	BADGES	8
2.12.1	DRIVERS, MECHANICS AND TEAM MANAGERS.....	8
2.12.2	ACCESS TO PITS AND TRACK	8
2.13	PITS	9
2.14	TRANSMITTERS	9
2.14.1	TRANSMITTER IMPOUND	9
2.14.2	TRANSMITTER INSPECTION	9
2.15	LAP COUNTING AND TIMING	9
2.16	DISPLAY AND DISTRIBUTION OF THE RESULTS	9
3.	TRACK SPECIFICATIONS	9
3.1	SURFACE	9
3.2	LENGTH.....	9
3.3	WIDTH	9
3.4	PODIUM.....	10
3.5	VISION	10
3.6	MARKING	10
3.7	PITS	10
3.8	DESIGN	10
3.9	OUTSIDE BARRIERS.....	10
3.10	INSIDE BARRIERS	10
3.11	DOTS	10
3.12	SURROUNDINGS.....	10
3.13	MARSHAL POSTS.....	10
3.14	STARTING LINE	10
3.15	LE MANS START.....	11
4.	RACE PROCEDURES	11
4.1	POSITIONING.....	11
4.2	GENERAL STARTING PROCEDURE.....	11
4.3	MARSHALLING	12
4.4	TECHNICAL INSPECTION AND INFRINGEMENTS	13
4.5	FREQUENCIES	13
4.6	CAR NUMBERS AND LAP COUNTING TRANSPONDERS.....	14
4.7	FLAGS	14
4.7.1	USE OF THE BLACK FLAG	14
4.8	RACING REGULATIONS	14
4.8.1	PROTEST AGAINST A COMPETITOR OR THE ORGANISER	14
4.8.2	REQUESTS FOR LAP COUNTING CHECKING	15
4.9	PENALTIES AND SANCTIONS.....	15
4.10	OFFICIAL ANNOUNCEMENTS.....	15
4.11	OFFICIALS	15
4.11.1	REFEREES	15
4.11.2	REFEREES' DUTIES	16
4.11.3	GUIDELINES REGARDING OFFENCES	16
4.11.4	REFEREE'S AUTHORITY	16
4.11.5	REFEREES' REPORT.....	17
4.12	TIME-KEEPING SUPERVISOR.....	17
4.13	INTERNATIONAL JURY.....	17
4.14	RESPONSIBILITIES OF THE INTERNATIONAL JURY.....	18
4.15	RACE DIRECTOR	18
4.16	ASSISTANT RACE DIRECTOR	18
4.17	TEAM MANAGERS.....	19
4.18	TEAM MANAGERS' COMMITTEE	19
5.	TECHNICAL SPECIFICATIONS	19
5.23	Fuel:	21

IFMAR 1/8th SCALE IC TRACK RACING AND TECHNICAL RULES

To be read in conjunction with GENERAL Rules for IFMAR World Championships.

2. RACING FORMAT

2.0 PARTICIPANTS

The World Championship will consist of a maximum of one hundred and fifty (150) competitors. A special waiver can be granted by the IC Executive to increase that limit up to one hundred and eighty (180) if lap times are over 20 seconds and rest of facilities can accommodate that superior figure.

2.1 SCHEDULE

The World Championship will be run over a period of eleven (11) days.

2.2 EVENT SCHEDULE

No practice on the event track will be allowed in that specific W.C. class during the two (2) weeks preceding frequency controlled practice. The track surface should be prepared so that good quality practice will be obtained when practice commences. This may be achieved by a spraying and/or cleaning of the track surface, as required.

Frequency controlled practice will not normally be changed but may be if, because of unforeseen circumstances, the Team Managers' Committee votes to do so with approval from the International Jury. The event schedule for the event will be as follows:

1 st – 4th Event Days	Thursday-Sunday	Frequency controlled practice
5 th Event Day	Monday	Controlled heat practice and Opening Ceremony
6 th – 8th Event Days	Tuesday-Thursday	Qualification rounds
9 th Event Day	Friday	Lower Christmas Tree finals – 1/8 th and lower
10 th Event Day	Saturday	Higher Christmas Tree finals – 1/4 and higher
11 th Event Day	Sunday	Spare Day – to be used to allow for any delay in schedule. Banquet and Awards' presentation to be held on Sunday night or, if approved by IFMAR, on the Saturday night.

2.3 REGISTRATION

Registration open from Thursday to register drivers/mechanics and supply badges, needed for practice. Final registration for drivers/mechanics/team managers until Sunday from 08.00 to 18.00. IFMAR may authorize later registration at its discretion for Monday till 18.00 the latest.

When registration of drivers is carried out, each driver will sign a form which states that he accepts, and will abide by, the published rules of the event.

2.4 DRIVERS' AND TEAM MANAGERS' MEETINGS

2.4.1. Any drivers' briefings are to be held at the Organiser's discretion when all drivers must attend.

2.4.2. A Team Managers' Meeting before the start of the first round of qualifying heats is compulsory. All Team Managers must attend.

2.4.3. Further Team Managers' Meetings are recommended but are called at the Organiser's discretion

2.5 TECHNICAL INSPECTION

Will be on Saturday, Sunday and Monday from 08.00 until 18.30. A Schedule will be used for checking cars and marking engines. Drivers or mechanics have to present their cars with bodies and empty tanks.

2.6 CONTROLLED PRACTICE

All drivers will have the chance to participate in frequency controlled practice on Saturday and Sunday. There will be a timed practice for drivers in their published heats (heat 1-15 and 1-15) on Monday, ten (10) minute practice heats beginning at 08.30.

2.7 OPENING CEREMONY

An opening ceremony will take place on Monday at 18.30. Competitors will participate in a welcoming procession. Each national team is asked to wear similar shirts. A flag and sign bearing the name of each country will be provided by the organiser for each team. At the opening ceremony a Concourse d' Elegance will be held in one category. The category will be the best "paint job". There will be one (1) trophy for the winner.

2.8 QUALIFYING HEATS

There will be six (6) qualifying rounds of ten (10) minutes for each entrant. The entrants will be divided into two (2) groups: Group A, heats 1 to 7, Group B, heats 8 to 15.

Six (6) rounds of qualifying heats will be run as follows:

Tuesday: Rounds 1 and 2

Group A

heat 1	09.30	11.15
heat 2	09.45	11.30
heat 3	10.00	11.45
heat 4	10.15	12.00
heat 5	10.30	12.15
heat 6	10.45	12.30
heat 7	11.00	12.45

Group B

heat 15	13.45	15.45
heat 14	14.00	16.00
heat 13	14.15	16.15
heat 12	14.30	16.30
heat 11	14.45	16.45
heat 10	15.00	17.00
heat 9	15.15	17.15
heat 8	15.30	17.30

After round two (2) of qualifying heats, drivers will be re-seeded within their group for remaining rounds of heats.

After re-seeding:

Wednesday: Rounds 3 and 4

Group B starts at 09.30 – heat 8 to 15, heat 8 to 15

Group A starts at 13.45 – heat 7 to 1, heat 7 to 1

Thursday: Rounds 5 and 6

Group starts at 9.30 - heat 4 to 1, heat 15 to 5

Group starts at 13.30 – heat 4 to 1, heat 5 to 15

This schedule assumes 150 drivers. For less, there would be equivalent heats.

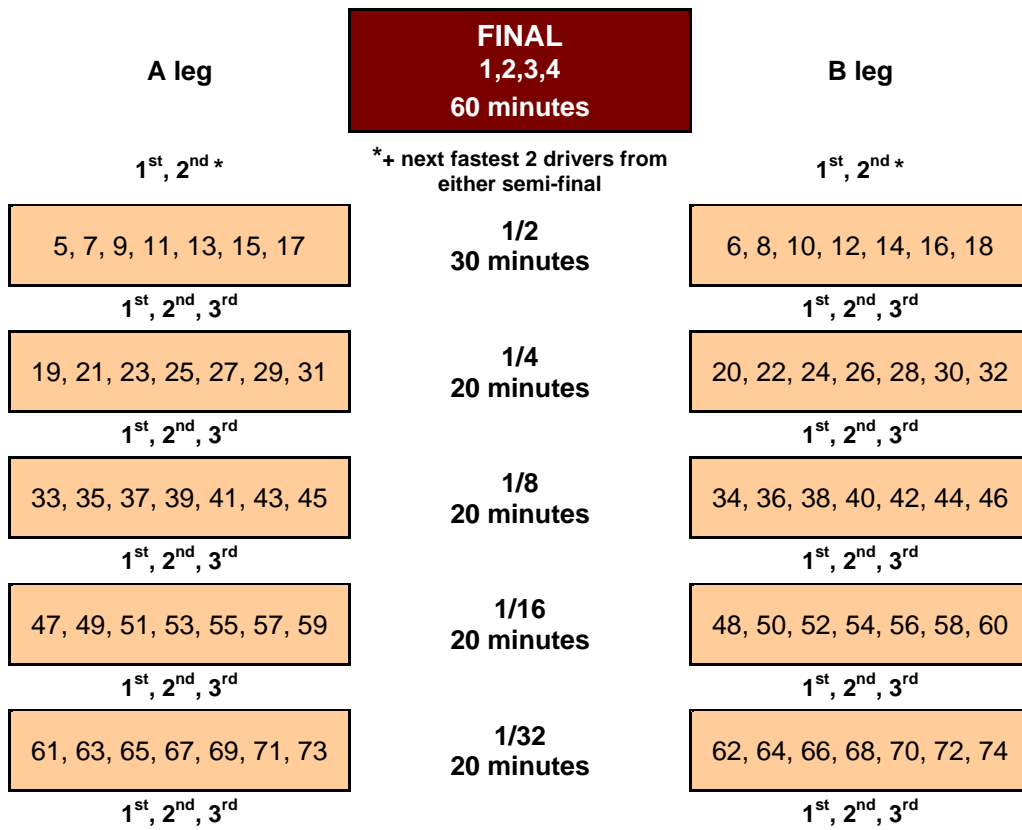
Time	TUESDAY	WEDNESDAY	THURSDAY
9.30	Heat 1	Heat 8	Heat 4
9.45	Heat 2	Heat 9	Heat 3
10.00	Heat 3	Heat 10	Heat 2
10.15	Heat 4	Heat 11	Heat 1
10.30	Heat 5	Heat 12	Heat 15
10.45	Heat 6	Heat 13	Heat 14
11.00	Heat 7	Heat 14	Heat 13

11.15	Heat 1	Heat 15	Heat 12
11.30	Heat 2	Heat 8	Heat 11
11.45	Heat 3	Heat 9	Heat 10
12.00	Heat 4	Heat 10	Heat 9
12.15	Heat 5	Heat 11	Heat 8
12.30	Heat 6	Heat 12	Heat 7
12.45	Heat 7	Heat 13	Heat 6
13.00	Break	Heat 14	Heat 5
13.15		Heat 15	Break
13.30	Break	Break	
13.45			Heat 15
14.00	Heat 14	Heat 7	Heat 4
14.15	Heat 13	Heat 6	Heat 3
14.30	Heat 12	Heat 5	Heat 2
14.45	Heat 11	Heat 4	Heat 1
15.00	Heat 10	Heat 3	Heat 5
15.15	Heat 9	Heat 2	Heat 6
15.30	Heat 8	Heat 1	Heat 7
15.45	Heat 15	Heat 7	Heat 8
16.00	Heat 14	Heat 6	Heat 9
16.15	Heat 13	Heat 5	Heat 10
16.30	Heat 12	Heat 4	Heat 11
16.45	Heat 11	Heat 3	Heat 12
17.00	Heat 10	Heat 2	Heat 13
17.15	Heat 9	Heat 1	Heat 14
17.30	Heat 8		Heat 15

2.9 FINALS

All sub-finals and final consist of ten (10) drivers.

"Christmas Tree" System for 150 entries



75, 77, 79, 81, 83, 85, 87 1 st , 2 nd , 3 rd	1/64 20 minutes	76, 78, 80, 82, 84, 86, 88 1 st , 2 nd , 3 rd
89, 91, 93, 95, 97, 99, 101 1 st , 2 nd , 3 rd	1/128 20 minutes	90, 92, 94, 96, 98, 100, 102 1 st , 2 nd , 3 rd
103, 105, 107, 109, 111, 113, 115 1 st , 2 nd , 3 rd	1/256 20 minutes	106, 108, 110, 112, 114, 116 1 st , 2 nd , 3 rd
117, 119, 121, 123, 125, 127, 129 1 st , 2 nd , 3 rd	1/512 20 minutes	118, 120, 122, 124, 126, 128, 130 1 st , 2 nd , 3 rd
131, 133, 135, 137, 139, 141, 143, 145, 147, 149 1 st , 2 nd , 3 rd	1/1024 20 minutes	132, 134, 136, 138, 140, 142, 144, 146, 148, 150 1 st , 2 nd , 3 rd

The car numbers for the six (6) drivers who move up from the semi-finals to the main final are based on the results achieved out of both semi-finals, taking into account the laps and times only.

Timetable Friday:

Lower finals from 1/1024 to 1/8 to be run over 20 minutes.

Start time	B leg Finals		Start time	A leg Finals
08.00	1/1024 B		08.30	1/1024 A
09.00	1/512 B		09.30	1/512 A
10.00	1/256 B		10.30	1/256 A
11.00	1/128 B		11.30	1/128 A
12.00 – 13.30 LUNCHBREAK				
13.30	1/64 B		14.00	1/64 A
14.30	1/32 B		15.00	1/32 A
15.30	1/16 B		16.00	1/16 A
16.30	1/8 B		17.00	1/8 A

Timetable Saturday

Saturday: 1/4 finals to be run over 20 minutes.

Start time	B leg Final		Start time	A leg Final
10.00	1/4 B		10.30	1/4 A

11.00 – 12.00 Practice for the 4 (four) direct qualified finalists

12.00 – 13.30 Lunchbreak

1/2 finals to be run over 30 minutes.

Start time	B leg Final		Start time	A leg Final
13.00	1/2 B		13.45	1/2 A

CHAMPIONSHIP FINAL TO BE RUN OVER ONE (1) HOUR

15.00 Drivers presentation to the public

15.15 Warm-up Practice

15.28 Trial start

15.30 Start

IFMAR WORLD CHAMPIONSHIP RULES 1:8 IC TRACK

- 16.30 End of the race
- 16.40 Unofficial publication of result
- 17.00 End of protest time
- 17.10 Prize ceremony on the track

Sunday: To be used as spare day to allow for any delay in schedule. Banquet and Awards' presentation to be held on Sunday night. At the conclusion of the Banquet and Awards' presentation, Team Managers will be given a result folder showing the qualification results and the final positions, as a closing report.

2.10 RAIN SITUATION

The Race Director will stop the racing if it rains. If there are delays due to weather, re-arrangements will be made as follows:

QUALIFYING HEATS

- 1 In case of the interruption of a heat, the entire heat will be re-run.
- 2 In the event of rain, the track must return to similar dry conditions as existed prior to any stoppage before racing can re-commence.
The race director in consultation with the Jury will determine if conditions are suitable and fair to prior to re-commencement of racing.
- 3 If a round of heats is started, it must be completed under the same conditions. If a round is halted due to rain or unforeseen circumstances and cannot be completed, this round will not be counted until the remaining heats in the round can be completed.
- 4 If weather and time permit and there is no time restriction on track use, every endeavour should be made by the Race Director to run as many of the maximum six (6) rounds of heats as possible.
- 5 A minimum of two (2) of the total of six (6) rounds must be completed.

CHRISTMAS TREE FINALS

- 1 The lower finals up to the 1/4 finals will not be interrupted due to a wet track or rain.
- 2 In the event of rain during the 1/4 finals, if 50% of the race has been run before the rain, the race is declared. If rain falls before 50% of the race has been run, the results will be kept from the moment of stopping which will be the previous lap when the leading car crosses the finishing line. The new start will be given for the time which remains to complete the final. The two results will be added to give the final and definite placing. If the second start cannot be given for any reason, the results from the first part will be used as the final and definite placing.
- 3 In the semi-finals, if 75% of the race has been run before rain commences, the race is declared. If rain falls in the first 25% of the race, a total re-run will take place. If rain falls between the 25% and 75% mark, the total of the two (2) combined legs will be added together.
- 4 In the event of a semi-final being interrupted in this way, the top three (3) from each semi-final will advance to the final.
- 5 In the event of rain falling before the 25% mark where a complete re-start is required, drivers will be allowed to undertake maintenance on their cars.
- 6 MAIN FINAL - If 75% of the main final has been run before rain commences, the race is declared. In the event of the main final being interrupted by rain where the two results will be added together (i.e. after the 25% mark), drivers may make repairs, re-fuel and change tyres before the re-commencement of the main final.
- 7 If weather will cause the spare day to be used for the quarter finals, semifinals, or the final then the final must commence prior to 15h00 on the

IFMAR WORLD CHAMPIONSHIP RULES 1:8 IC TRACK

spare day. If any final cannot be run safely, as determined by the International Jury, then the qualifying results will be used to determine the finishing positions for that final.

2.11 MATERIAL PROVIDED

2.11.1 RACE PACKAGE

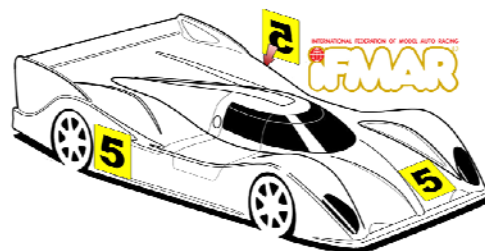
During registration, every driver will be given an envelope which includes: A detailed schedule including starting times of each heat, 3 sets of numbers for the car, 3 sets of numbers for the wing, 1 number for the transmitter, 1 badge for the driver **which allows him/her pit access and 1 badge for the mechanic, Furthermore must 1 badge for the country's Team Manager also** be issued. Also included in the package there must be a sketch showing the correct positioning of the car numbers on the body shell.

2.11.2 NUMBERING OF CARS

Cars will be numbered 1 to 10/12 in each heat. **Only the numbers supplied by the organizer will be used on the cars. They may not be cut out.**

Each car must have 3 numbers: - one on the front, one on the right side, one on the left side. **See drawing.**

The number on each decal has to be 50 mm high minimum (for instance Arial bold 200), see picture, with a stroke of minimum 9.52mm.



These numbers will change during the qualifying heats (after re-seeding).

The organiser will provide other numbers for altered heats and for sub-finals and final.

Number decals may not be trimmed to eliminate the background.

2.11.3 NUMBERING OF THE BODY/WING

The registration number (1-150/180, with number 1 being the reigning world champion) is put on the body/wing.

It is the same for the entire competition.

The numbers provided by the organiser must be attached to the right side of the body/wing, the other side being reserved for the competitor's national flag. Every competitor **may** have his national flag on the left side of the body/wing of his car (when looking from the rear).

2.11.4 NUMBERING OF TRANSMITTERS

Every transmitter will have the competitor's number on it. (The same number as on the wing.)

2.12 BADGES

2.12.1 DRIVERS, MECHANICS AND TEAM MANAGERS

Two badges will be given to each competitor, blue for the driver, yellow for the mechanic. The driver's badge must show his passport-size photograph. The designated Team Manager from each country will receive an orange badge upon registration of his drivers (see Rule 4.18).

2.12.2 ACCESS TO PITS AND TRACK

Orange badges/team managers:	pits, staging area, special viewing area
Blue badges/drivers:	drivers' stand, pits, staging area
Yellow badges/mechanics:	pits, staging area
Green badges/Press:	pits, staging area, special viewing area
Red badges/race officials:	all areas

Grey badges/IFMAR officials: all areas

2.13 PITS

Places are allocated for the duration of the World Championship. Places are grouped by country and marked by sign plates. Pits are covered. Every competitor will have a 60 x 120 cm (2 x 4 feet) table space.

Pits are equipped with either: 120 V/60 or 220 V/50 AC.

12 V DC (limited) in starting area

2.14 TRANSMITTERS

2.14.1 TRANSMITTER IMPOUND

Transmitter impound will start on the first day of the event. All transmitters must be placed in impound upon arrival at the track.

Transmitters will be furnished to each competitor after completion of technical inspection and prior to their heat. All transmitters must be returned to impound following their heat, final or practice run. Transmitters in the pit area, or areas other than the drivers' stand and impound, during official competition hours, will cause disqualification.

2.14.2 TRANSMITTER INSPECTION

All transmitters must be marked with a driver identification number and only these transmitters, thus identified, may be used in the event. Transmitters are limited to the manufacturers' recommended voltage. External transmitter battery packs are not permitted.

2.14.3 Use of 2.4GHz DSM/DSS systems. These systems can be used, if permitted in the organising country. However, due to the way they operate, a driver using such a system cannot ask for any delay in case of radio problems.

2.15 LAP COUNTING AND TIMING

See **General WC rules**

2.16 DISPLAY AND DISTRIBUTION OF THE RESULTS

The display of the positions in a specific heat or final will be done in the pits and in the Team Managers'/Press stand.

At the end of each heat (every 15 minutes) or of the finals, a copy of each competitor's lap sheet will be available for checking and information. Copies of the time-lap sheets of all cars of the heat or the final will be displayed with the result.

At the end of each round, after the 15th heat, results of the general classification will be available.

3. TRACK SPECIFICATIONS

3.1 SURFACE

Track surface should be unsealed asphalt or coarse finished concrete with smooth joints, if any.

3.2 LENGTH

The minimum length of the track is 250 metres (820 feet). Advised is 250 - 350 metres (820 – 1148 feet).

3.3 WIDTH

The minimum width of the track is 4.5 metres (15 feet) between marking lines. The maximum width is 6.5 metres (21 feet).

The marking lines must be 8-10 centimetres/3-4 inches wide.

3.4 PODIUM

Maximum distance from the middle of the drivers' podium to the furthest point of the track is 60 metres/197 feet.

Minimum height of the drivers' podium is 2.5 metres/8 feet from track level and the podium is at least 10 metres/33 feet long.

3.5 VISION

No obstacles may interrupt the vision from the drivers' podium to all parts of the track.

3.6 MARKING

A broken line may be painted in the middle of the straight to increase the vision.

3.7 PITS

The refuelling and pit area should be clearly distinct and separated from the main track and as close as possible to the drivers' podium.

Exit from and entrance to the main track is advised to be on a slow section of the track.

3.8 DESIGN

Track design must include both right and left turns and must have a straight of minimum 60 metres/164 feet.

3.9 OUTSIDE BARRIERS

Outside barriers must provide positive means of stopping a car when missing a corner or out of driver's control. The consideration at selection of the outside barriers shall be the protection of the spectators and not the cars, although, if both can be obtained, it is ideal. The outside barriers must be at least 40 centimetres/16 inches away from the marking lines of the track.

3.10 INSIDE BARRIERS

Inside barriers must avoid short-cutting of corners or cars getting on other parts of the track.

Inside barriers must be positioned and dimensioned to avoid cars flying over the outside barriers into the public.

Inside barriers must be smooth and must be 20 centimetres/8 inches away from the marking lines on the track

3.11 DOTS

No dots will be used on high speed sections.

3.12 SURROUNDINGS

The inner and outer surroundings of the track must have grass or other suitable materials, such as concrete. The object of these surroundings is to slow down the car that leaves the track. The car must be able to leave the infield or outfield on its own to minimise marshal assistance.

3.13 MARSHAL POSTS

Marshal posts must be available for every 30 meters/100 feet of the track length.

They may not obstruct the vision of the drivers. The posts must be numbered. When a post is located on a dangerous part of the track (i.e. the straight or a fast corner), this post must provide protection for the marshal (wall, tyres, gate, fence etc.).

3.14 STARTING LINE

A start-finish line is to be painted across the track indicating the position of lap counting pickup loop; this must be in easy view of the timekeepers. The vision of the starting line may not be obstructed by the mechanics holding the cars or by the starter and starting equipment. The starting line must be located more than 10 metres/33 feet away from the first corner. Ten numbered boxes of 70-100 centimetres/27-40

inches long are painted with the starting line forming the front of all the boxes. The hold line for the mechanics is located 1 metre/3.3 feet behind the boxes.

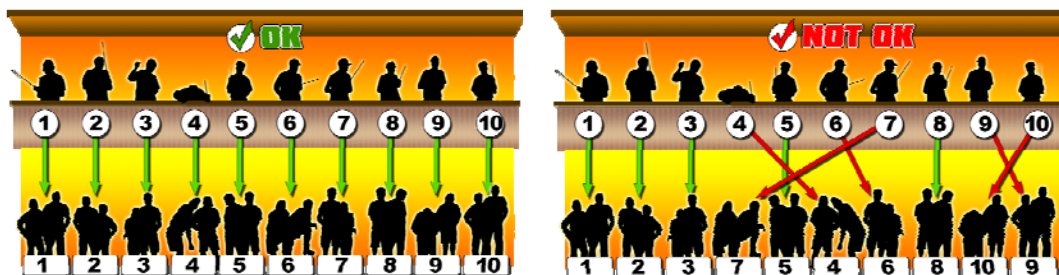
3.15 LE MANS START

For the "Le Mans" type starts, 10 numbered boxes are located on the side of the track at an angle of 20-45 degrees with the track, at a minimum of 2 metres/7 feet and maximum 4 metres/14 feet apart. The boxes must measure 70-100 centimetres/27-40 inches long and 30-40 centimetres/12-16 inches wide.

4. RACE PROCEDURES

4.1 POSITIONING

Mechanics must at all times pit in the position corresponding to the driver. i.e. mechanics of # (1) on the stand must use pit position 1. See drawing.



During finals, positions will be selected by drivers in order of qualifying position, i.e. No. 1 qualifier has first choice, No. 2 qualifier has second choice, etc.

During qualifying heats only one (1) mechanic is allowed per car. During finals two (2) mechanics are allowed per car.

A team manager may be present during heats and finals to observe relay information and translate only, they must not assist in any way and must be positioned in way as to not obstruct or impede the movement of others

The use of all electronic communication devices between drivers and mechanics is banned during heats and finals.

4.2 GENERAL STARTING PROCEDURE

4.2.1 HEATS – There must be a 5 minute gap between the end of one heat and the start of the next. Also a minimum of 3 minutes must be allowed between the issuance of the transmitters and the start of the heat.

4.2.2 An audible warning will be given in English language at 1 minute and at 30 seconds

4.2.3 A staggered start timing system will be used during qualifying. The cars will leave the starting boxes or pit lane after the starting signal in the following order (example for 10 cars):

- ROUND 1: 1 2 3 4 5 6 7 8 9 10
- ROUND 2: 3 4 5 6 7 8 9 10 1 2
- ROUND 3: 5 6 7 8 9 10 1 2 3 4
- ROUND 4: 7 8 9 10 1 2 3 4 5 6
- ROUND 5: 9 10 1 2 3 4 5 6 7 8
- ROUND 6: 10 9 8 7 6 5 4 3 2 1

Each car's individual official time will start when the car passes the timing system for the first time. When the first car completes the first lap, all official timing not yet activated will be started.

SUB-FINALS AND FINALS

4.2.4 An audible warning will be given in English language at 1 minute and at 30 seconds.

- 4.2.5 From 30 seconds until 3 seconds the cars may be placed in the starting boxes. If a car is not in the starting box at the 3 second mark, it must start from the pitlane after all cars have started officially.
- 4.2.6 From 10 seconds until 3 seconds, time is counted down in English language, second by second.
- 4.2.7 At 5 seconds, the starter will lower the starting flag and at 3 seconds the flag will be down, touching the ground. At this time, cars must be released by the mechanics who will all step back behind the hold line. The cars must remain entirely within the start boxes with no part of the car touching or overlapping any part of the lines forming the box.
- 4.2.8 From 3 seconds, the counting stops and the start signal will be given by the starter between 0 and 5 seconds. If the grid is not to the satisfaction of the starter, he may command a re-start, beginning the count down from 30 seconds
- 4.2.9 The official starting signal will be audible by means of a horn operated by the starter. This signal will also start the timing systems.
- 4.2.10 Early starts - ALL FINALS ONLY.
Early starts (i.e. any car touching the starting line) will be penalised with a stop and go penalty. The duration of this stop and go penalty has to be determined at the Team Managers' Meeting and depends on the lap times. This penalty is issued by the starting official or the time-keeping official and has to be announced immediately after the start. The penalty will be marked on the result sheet.
- 4.2.11 Under no circumstances will the race be stopped due to a jumped start.
- 4.2.12 Only the Race Director may interrupt the race and order a restart in the event that he considers the starting procedures or the start were not carried out correctly.
- 4.2.13 DELAYED START - A ten (10) minute delay can be called only prior to the starter calling the cars to the starting line at the 30-second countdown announcement. Only participants of the quarter-finals, semi-finals or final may request a delay. One only delay will be granted for each final. The track is shall be closed to all cars and all engines will be shut off for the duration of the delay period. The driver requesting the delay for whatever reason, except an error in frequencies by Race Control, must start off the back of the grid as directed by race control. The start position will be up to but not more than six (6) metres/19.68 feet behind the last official grid position.

A 10-minute delay period can be reduced only if all drivers competing in the race are in full agreement.

The race schedule start will resume from the **two (2) minutes** warm up countdown sequence.

4.3 MARSHALLING

- The Organizer is required to supply marshals for all finals. If the organizer cannot supply marshals for qualifying then the drivers will perform the marshalling.
- If the drivers are required to marshal then they will marshal the heat following their racing heat. Drivers in the final heat of a group will marshal the first heat of that group. Substitutes are not allowed except if the driver is physically unable and authorized by the race director.
- Marshals who are not in position one minute prior to the start of the heat will be penalized by the loss of their best qualifying time.
- The organizer must provide marshals for vacant positions for which there are no available drivers.
- The organizer must supply gloves for use by the marshals at their discretion. All marshals must wear close-toe shoes.
- The organizer must provide running marshals to allow the proper marshals to remain at their positions. Running marshals must return disabled cars to the pit

area. Only marshals and authorized personnel are allowed on the track while racing is in progress.

4.4 TECHNICAL INSPECTION AND INFRINGEMENTS

Only vehicles which conform to all regulations will be accepted for racing. Technical inspection will be done on **Saturday**, Sunday and Monday. The cars will be examined and, if the car conforms to the rules, the chassis will be marked. At any time, the Race Director may ask the competitors to present their cars to the Technical Inspector.

Random inspection will occur on the start line for numbers, tires, wings and chassis.

No race will be delayed because of non-compliance by a competitor. At the completion of each heat all cars in that heat, whether they finished or not, must be presented for technical inspection. Cars which are not presented for technical inspection at the end of a heat will be disqualified from that heat. Any race damage will be taken into account. At the end of finals, all cars will be impounded and may be inspected for engine size, fuel tank capacity, etc

The use of a non-homologated, modified homologated muffler will constitute disqualification from the event. The disqualified driver will be placed on the last position of the final qualifying results and/or the last position of the final positions' results and he will be noted as a disqualification.

Any technical infringement, other than those concerning engine, fuel tank, weight and muffler will cause disqualification from that heat or final and the disqualified driver's position will be shown as the last position in that heat or final.

All cars must be fitted with a clutch, a braking system and a homologated exhaust pipe.

The engine and fuel tank may be checked at any time.

The volume of the fuel tank will include all fuel piping and filters up to the carburetor.

Following method of measurement will be used:

- take off pressure lines
 - fill the fuel tank completely
 - remove fuel pipe from the carburetor inlet and make sure fuel line is full.
 - connect an air pump to the pressure nipple and measure fuel amount with a calibrated glass. The amount of fuel pressed into the glass will be considered as the total content of the fuel system.
- * Only one car per driver will be accepted.
- * The chassis plate of each car will be marked with the competitor's number.
- * Only one chassis may be used for all qualifying heats and finals. The only exception to this rule will be in the case of a broken or bent chassis which may be changed with the Race Director's approval. The new chassis must be presented to technical inspection for marking before re-building the car.

4.5 FREQUENCIES

In the case of two drivers using the same frequency and qualifying for the same final, the higher placed driver may keep his frequency and the lower placed driver must change. The time allowed for frequency change will be 10 minutes. The lower placed driver who cannot or will not change his frequency may not take part in the final for which he qualified.

If a driver must change his frequency before the start of a semi-final or a final, due to an organiser's error, he will be allowed 10 minutes. If a driver finds his radio defective or has made an error in the selection of his frequency at the start of a final, the race will not be delayed.

For the entire duration of the event, the frequencies in use by all drivers will be known only by the Race Director and each individual driver.

All frequency changes must be authorised by the Race Director before the change is made.

The organiser shall not display any driver's transmitter frequency on any heat sheets, result sheet or race schedule to preserve the security of the frequency control systems. Each driver in the main final shall be permitted to change his frequency before the start of the race. Only the Race Director is permitted to know the frequency used by the main finalists.

4.6 LAP COUNTING TRANSPONDERS

Each participant is responsible for attaching the lap counting transponder to his car. During qualifying, any car starting without a lap counting transponder will not be counted. If a lap counting transponder fails or falls off during the heats, the vehicle will be timed and counted manually, if possible.

The use of personal transponders is mandatory. The Race Director's decision is final.

Under no circumstances will a heat or a final be re-run due to a car not having a lap counting transponder or failure of the same. This also applies to a car not having the correct numbers and placement of these numbers per section rule 2.11.2.

4.7 FLAGS

- | | |
|---------------|--|
| Start | – green flag or national flag |
| Finish | – chequered flag for final only |
| Blue | – The car which is blue flagged must allow the car behind him to pass. |
| Yellow | – Danger on the track - slow down |
| Black & white | – Official warning to the car which is flagged (diagonal) |
| Black | – The car in question must stop immediately in the pits |
| Green | – Track open |
| Red | – Track closed. All cars must stop immediately. |

The black and white diagonal and the blue flags are recommended but are not compulsory.

All flags are under the direction of the Race Director who can delegate and authorise their use.

4.7.1 USE OF THE BLACK FLAG

- Drivers who impede the progress of other participants
- Unsportsmanlike racing
- Participants driving in a manner deemed to be dangerous by the Race Director
- Cars judged by the Race Director to be in an undriveable or dangerous condition. These cars, after the repairs have been carried out, may be allowed to resume.
- Cars which lose their bodies or silencers must immediately stop and carry out the necessary repairs after which they may restart
- Cars which have been black flagged may re-enter only with permission from a Race Official.

4.8 RACING REGULATIONS

4.8.1 PROTEST AGAINST A COMPETITOR OR THE ORGANISER

Protest must be entered by the Team Manager, in writing, in English language, within 10 minutes after the display of the result or after the incident it concerns, with a deposit of \$50 U.S. or equivalent. The time of display of the result will be written on the result sheet. The deposit is forfeited if the protest is not upheld and the deposit is returned if protest is justified. Protests may be handed to the Race Director or an IFMAR Official. Protests are processed by the Race Director and, if necessary, by the Jury. Appeal to IFMAR may be made. IFMAR is not obliged to handle such appeal. Deposit returned if protest is upheld.

4.8.2 REQUESTS FOR LAP COUNTING CHECKING

Requests do not need to be written and need no deposit. The Team Manager will show to the Race Director the time-lap sheet in question (the one given or displayed by the organiser) and will indicate where he thinks an error has been made. The Race Director will resolve the problem by checking with the second lap counter and, if necessary, with the manual record of stops. The audio/video tape may be used as a last resort, if necessary, for the final result. If the request is justified, the result will be modified immediately and the Race Director will advise the Team Manager, in writing, of the result. After checking, if the Team Manager persists with his request, he will have to present a written protest within 10 minutes, including a \$50 U.S. deposit.

4.9 PENALTIES AND SANCTIONS

During finals, participants will be allowed to change the bodies of the car **without** the authorisation of the Race Director, providing the bodies are of the same type. In the event of a different body being fitted to the car, the Race Director must give his permission before the participant re-enters the race.

Any illegal modification or change made to the car which is found during the technical inspection at the end of the race will automatically entail disqualification of the participant.

EXCEPTIONS: Tolerances allowed in technical inspection for fuel tanks

Any damage incurred during a heat or final will not entail a forced stop or disqualification of the participant except in the following cases:

- loss of a body (the spoiler does not count as part of the body)
- loss of the silencer or its ability to silence the engine
- a car which becomes dangerous or undriveable.

The car in question may re-start after the repairs have been effected.

Any car which, by the fault of another driver, is damaged or obstructed during a heat or final cannot, under any circumstances, be allowed to re-run in another heat.

All participants must strictly observe the instructions given by the Race Director, Jury and Referees. The bad sportsmanship and behaviour of any competitor, even outside the official race meeting, which could injure the image and promotion of the sport, may become the object of an official, national or international sanction.

4.10 OFFICIAL ANNOUNCEMENTS

All official announcements concerning the race must be made in the English language in the pit area, drivers' stand and mechanics' area.

4.11 OFFICIALS

4.11.1 REFEREES

The main task of the Referees is to observe the racing and, in particular, the good sportsmanship during the racing. They will ensure that the current rules are observed by everyone. Referees may be called for information by the International Jury when a meeting is called by the Race Director. One (1) IFMAR Referee will be appointed by IFMAR. Travel and accommodation expenses will be paid for by IFMAR, EFRA, ROAR, FEMCA and FAMAR equally.

The IFMAR Referee will be supported by two (2) appointed Deputy Referees, one nominated and paid for by the host Bloc and one nominated and paid for by the host country's Association (see Rule 1.12). They must be experienced and unbiased people with a good knowledge of the English language and the current IFMAR Rules and will have acted as a Referee at least on national level before.

A back-up Referee must be nominated by each organisation in case of absence of the official Referee.

Referees must be provided with an area from where all parts of the track, the drivers' rostrum and refuelling area can be observed. The place must be separated from the drivers' area to ensure a quiet and undisturbed working area. Protection (walls, roof,

etc.) must be given against all weather conditions. The place must be equipped with a minimum of three (3) chairs, a table and a monitor connected to the lap counting system to show the race order.

There must be a separate communication system with a microphone and speakers direct to the drivers' rostrum and the pit lane to enable Referees' instructions to be heard only by the drivers and the mechanics in the pit lane. N.B. This system is to be totally separate from any public address system used for announcements.

The organiser is responsible for providing the Referees **and officials** with lunch, refreshments and a ticket to the Awards' Banquet.

4.11.2 REFEREES' DUTIES

At all time, during qualifying heats, two (2) of the Referees present will be watching and observing the racing from start to finish. During finals, all three Referees will observe the racing from start to finish. During qualifying, the Referees work on an alternative relief schedule. Only Referees on duty are authorised to make decisions and to issue warnings and instructions. A Referee may take action after an initial warning but, in all cases, three (3) warnings means automatic disqualification from the event. Any appeal against the Referee's decision must be brought before the International Jury accompanied by a protest fee.

4.11.3 GUIDELINES REGARDING OFFENCES

- 1 Bad sportsmanship during racing, i.e. impeding progress of other participants, deliberate slowing down or walling of another car, deliberate short-cutting of corners and reckless driving in general.
- 2 Unsportsmanlike behavior including language, actions or behavior that is deemed unacceptable being exhibited by either the driver, their mechanics team managers or support persons.
- 3 Incorrect use of entry and exit of the pits.
- 4 Repairs and refuelling outside the appointed pit area.
- 5 Mechanics going onto the track during the race.
- 6 Any combination of three warnings will cause disqualification.
- 7 Instructions may also be given by the Referees but they do not constitute a warning. Sample of instructions follow under number 12.
- 8 Cars that do not conform to the regulations before the start is given or during the race, (i.e. loss of body shell, exceeding noise rules due to loss or damage of the silencer).
- 9 Cars that are in an undriveable or dangerous condition due to damage or malfunctioning of the car (one instruction).
- 10 Starting procedure, i.e. writing down early starts and, if necessary, reporting to the Time Keeper. The Time Keeper and the Starter are first responsible to issue starting penalties (one lap penalty). In the event of an early start not being observed, it may be called and noted by the Referee.
- 11 It is not the duty or the responsibility of the Referees to check if the cars conform to the technical rules. This is always the responsibility of the Technical Inspector.
- 12 All warnings will be announced in the English language with the words: "Car number Warning".

All instructions will be announced in the English language with the words: "Car number Stop".

Each competitor must be able to recognise the above English words and statements.

4.11.4 REFEREE'S AUTHORITY

- 1 The Referee issues warnings in case of infringements of any point as described under 4.11.3, and ultimately may even issue a black flag (disqualification) when there is no response to his warnings.

- 2 Warnings and instructions are announced by the Referee himself. He will keep a record of the warnings and Instructions used (Referee's notes). Three (3) successive warnings lead to disqualification (black flag). Instructions issued by the Referee must be observed immediately. All announcements must be made in the English language. Warnings will be posted on the result sheet.
- 3 Reasons for warning or instruction will be announced in the English language at time of issue. Further explanation, if necessary, due to language difficulties, will be given to the driver or the Team Manager at the end of the race.
- 4 Under no circumstances may a warning or an instruction issued by the Referees lead to the interruption of the whole race.
- 5 During the event, only if all three Referees agree, they will have the authority to black flag a driver and/or a whole team, if one member of that team is positively interfering with the racing of another car in the event.
- 6 Appeals to the decision of the Referee must be addressed to IFMAR in writing. IFMAR is not obliged to act on such a complaint.
- 7 The referees have at their discretion the right to issue penalties instead of a warning for any infringement of the rules
- 8 For pit lane infringements the referees have the right to issue penalties ranging from a stop go, to time in seconds to a one (1) lap penalty, taking into account the severity of the infringement or if there is a case of repeat offending.
- 9 The IFMAR Referee has the authority to withdraw a World Championship badge (pass) from any person contravening the World Championship Rules or spirit of the World Championship Rules.
- 10 The IFMAR Referee has the authority to instruct other race Officials to take remedial action in any situation which might compromise the well running of the race meeting. Any serious situation will be referred to the most senior IFMAR Official present before taking any action.

4.11.5 REFEREES' REPORT

Referees make up a report to be sent to IFMAR within 10 days. The report contains information on the organisation, accommodation and the racing. The Referees' notes have to be included. A copy of the report is sent to the Organiser of the race meeting. Copies may be obtained on application to IFMAR.

4.12 TIME-KEEPING SUPERVISOR

The Time-Keeping Supervisor is responsible for recording all the individual lap times and total laps plus finishing time of all drivers during all heats and finals. He is responsible for the classification of the results and for selecting of the finals. The Race Director must verify this classification and selection.

After the finish of any heat or final, the results of the first and second time-keeping systems are compared by the Time-Keeping Supervisor and, in case of difference between the two systems, the Time-Keeping Supervisor investigates both results and makes the decision of the final result.

In case of a request for checking of the results, the Time-Keeping Supervisor, together with the Race Director, will check on the questioned result and will make the decision.

4.13 INTERNATIONAL JURY

The International Jury consists of official representatives of each Bloc, which will furnish a minimum of one (1) representative and a maximum of three (3) representatives to serve on the International Jury. Each Bloc will have a total of one (1) vote, regardless of the number of representatives it supplied.

The relevant IFMAR Section Chairman shall always act as Chairman during International Jury Meetings and exercise a casting vote, if necessary. In the absence of the relevant IFMAR Section Chairman, the highest ranking IFMAR official shall take the chair at any International Jury Meetings.

The Race Director and IFMAR President (see above) are members of the Jury but do not have a vote in the decisions.

The Referees may be called by the Jury for opinions and explanations as deemed necessary.

All decisions are taken by simple majority vote. The International Jury may request evidence and/or presence of drivers involved or Team Managers.

Jury members must be approved by their organisation and a second person appointed to serve in the event of a temporary absence of the official representative.

Prior to the commencement of an International Jury Meeting, any mobile telephones in the meeting room must be turned off and placed on the meeting table until after the completion of the Meeting.

4.14 RESPONSIBILITIES OF THE INTERNATIONAL JURY

- 1 To decide in unforeseen situations.
- 2 To handle protests not covered by the Race Director's responsibility
- 3 To make official by announcement any decisions voted on by the Team Managers' Committee providing the International Jury agrees with these decisions.
- 4 To check that the race is run according to the official rules.

The Chairman of the International Jury will make official the results of the World Championship through the ranking IFMAR Officer present at the event.

When necessary, the Race Director calls the International Jury to meet. The International Jury may also be called by IFMAR.

The organiser will provide a room for the International Jury to meet where no-one can interfere with the meeting.

Jury members may not have dual duties or be a race official but may act as a Referee and IFMAR Delegate. The Race Director may appoint a stand-in Referee, if required. Jury members may be participants in the event but must allow auxiliary jury representatives to serve and vote in any protest involving said jury member as a participant.

4.15 RACE DIRECTOR

The Race Director is responsible to follow the schedule of the event.

The Race Director ensures that various tasks under his responsibility are well done, including:

- Time-keeping
- Starts
- Marshalling
- Display of results
- Comments to the public
- Comments to the drivers
- Technical inspection
- Frequency control

The Race Director receives the protests and decides if the International Jury has to meet. He takes urgent decisions or stops a race for safety, rain or any other unforeseen situation. He is under the authority of IFMAR.

4.16 ASSISTANT RACE DIRECTOR

The Assistant Race Director will represent the host country or organisation and will assist the Race Director in co-ordinating all race matters with host organisation officials.

4.17 TEAM MANAGERS

The Country Team Manager, or a nominated deputy, must be present during all official racing. Team Manager is appointed by his national association.

The responsibilities of the Country Team Manager are:

- To be present at the drivers' registration of his team
- To be present at the Technical Control, either before, during or after the end of the race in which his team members participate
- To look after the welfare and behaviour of his team and take care that they all receive proper accommodation in the pit area.
- To attend the Team Managers' Meeting and any driver briefing/s that the Organiser may call
- The Country Team Manager is the link between the national team and the race direction by receiving all information referring to timetable changes, frequency changes, results of heats, sub-finals and finals and all other information referring to the race.
- He is allowed to stay in the pit area when a race has a participant from his team and is in progress.

4.18 TEAM MANAGERS' COMMITTEE

Each country will have a Country Team Manager who is responsible to pass on complaints, protests or suggestions from his team to the Race Director. The Race Director will then decide whether a Team Managers' Meeting should be called to discuss and vote on the matter raised. If the Race Director does call such a meeting and the majority of the Team Managers support the matter raised, the Race Director must then refer to the International Jury for final decision.

5. TECHNICAL SPECIFICATIONS

The official measurements in these Technical Specifications are the metric measurements.

5.1 The engine may have a total capacity of not more than 3.5 cubic centimetres/0.214 cubic inches. No tolerance allowed

5.1.2 Prior to timed practice on the Monday morning each competitor is allowed to have three (3) engines marked by the Technical Inspection Officer with the driver's registration number added with a 1, 2 or 3. These three (3) engines can be used throughout the event, including practice. They will not be sealed and can be maintained by the driver.

Numbering of the engines must be done with a tag or by laser engraving.

5.2 The fuel tank, including filter and fuel pipes up to the carburettor may hold a maximum of 125 millilitres/4.23 fluid ounces. No loose inserts allowed. Any tank found to be illegal (over 125 millilitres/4.23 fluid ounces) after a heat or final shall be removed from the car and inspected for a second time after an initial 'cool down' period of fifteen (15) minutes. This 'cool down' period is only necessary in the case of temperatures above 20 degrees C/68 degrees F.

5.3: Overall dimensions:

Wheel base	270 - 330 mm/11-13 in.
Maximum overall width	267 mm/10.5 in.
Maximum overall height	190 mm/7.5 in. (except aerial)

5.4 Tyres:

Maximum width front	37 mm/1.5 in.
Maximum width rear	64 mm/2.5 in.

Tyres must be black, except for writing on sidewalls.

- 5.5 Rims: The rim's diameter must not exceed 54 mm/2.1259 in. An edge to reinforce the rim of 2 mm/0.0787 in. thickness and 3 mm/0.1181 in. height on the inside (car side) is allowed. Flange diameter maximum 60 mm/2.3622 in. Any fixing bolts or other equipment installed in the wheel rim must not extend beyond the exterior of the wheel rim. The wheel rim must not extend more than 1.5 mm/0.059 in. from the exterior of the tyre.
- The use of wheel discs on an open rim is only allowed when they are mechanically secured.
- 5.6 All cars will be equipped with brakes and a clutch in such a manner that the car may be held stationary with the engine running.
- 5.7.1 Homologated mufflers and homologated inlet noise silencer boxes (INS box) must be used.
- The maximum noise level for a muffler with INS box is 85 dB's, measured at ten (10) meters distance and one (1) meter high for 2009.
- IFMAR's definition of a noise level is always final.
- The muffler must be of a 3-chamber type minimum.
- The shape of the exhaust pipe has to be of a straight circular rotated type. Any other shape like oval, bent or any other form that is not reproducible by a lathe is not allowed.
- This dB level should be 83 in 2010, due to environmental rules
- 5.7.2 The mufflers have to bear their homologation numbers during the entire competition. The mufflers' and INS boxes' measurements (both internally and externally) have to conform with those on the homologation sheet issued by IFMAR.
- 5.7.3 Mufflers can be checked and may be cut open at the completion of a qualifying heat and/or final and checked for compliance with homologation drawings
- 5.7.4 Mufflers and inlet noise silencer boxes (INS box) may be homologated by ROAR, EFRA, FEMCA or FAMAR up to four (4) months before the event. Mufflers and INS boxes homologated in the four (4) month period before the event will not be included on the IFMAR Muffler and Inlet Noise Silencer Box Lists for that event.
- 5.7.5 The IFMAR Muffler List and IFMAR Inlet Noise Silencer Box List will be supplied to each participant with the rule book two (2) months prior to the event. The IFMAR Muffler and Inlet Noise Silencer Box Lists, with detailed drawings, must be available in Technical Control. Additional copies of the IFMAR Muffler and INS Box Lists must be available to each participant, if requested.
- 5.7.6 The outlet or tailpipe of the muffler must project horizontally or downward. No upward or vertical exhaust outlets are allowed. The outlet pipe may have a minus tolerance of 2mm/0.078 in. (length).
- 5.8 The front of the car must be equipped with a bumper in such a manner that it will minimise a wound in the case of it entering into contact with other participants or members of the public. The bumper must be made from a flexible material with all corners and sharp edges rounded off. The contour of the bumper will follow the contour of the body with which it is being used. At no point may the bumper protrude more than 5 mm/0.20 in. in front of the body.
- 5.9 If a rear bumper is fitted, it must finish no more than 10 mm/0.40 in. behind the rear wheels.
- 5.10 If a roll-over bar is built in, it must be placed behind the driver or just behind the imaginary driver's position.
- 5.11 The aerial must be made from a flexible material in such a manner that it will bend completely under the weight of an inverted car. Metallic aerials must have the free end protected.
- 5.12 Bodies must be a one-eighth scale authentic reproduction of sports cars or prototype cars in full scale racing participating in FISA's, IMSA's or CANAM's official sport classes. There will be an allowance of 10% tolerance in all dimensions.

- 5.13 Only bodies that are recognized and approved by IFMAR will be allowed. Bodies may be homologated by ROAR, EFRA, FEMCA or FAMAR up to four (4) months before the event. The combined list from the blocs will be valid for the WC event.
- 5.14 The body must be made from a flexible material and painted properly.
- 5.15 A realistic PAINTED driver's figure (minimum helmet and shoulders) made to 1/8th scale must be fixed at the normal place in the body. The head may not be amputated to make way for the fuel filler cap or any other element. The driver need not be fitted under a closed body.
- 5.16 All bodies must have the front and rear sides cut out for the wheels if the original was so designed. The radius of the cut-out must not exceed the tyre by more than 13 mm/0.5 in
- 5.17 The windscreen must not be cut out. In closed bodies, a hole of maximum 6.5 square centimetres/1 square inches for cooling is allowed to be cut out in the front of the windscreen. The windscreen may be painted in a realistic transparent colour.
- 5.18 Side windows and rear window may be opened.
- 5.19. No wheels, tyres or rims of the car may extend outside the body shell, as viewed from above.
- 5.20 Cut-outs in the body that were not in the original full scale version will be allowed for the following:
- 1 The cylinder head and air filter must follow their contour and have a maximum of 20 mm/0.787 in. clearance on all sides.
 - 2 The aerial hole will be no larger than 20 mm/0.787 in. in diameter
 - 3 The radio switch hole will be no larger than 25 mm/0.984 in. in diameter
 - 4 Cut-out for the fuel filler cap will follow the contour of the above piece with a maximum of 20 mm/ 0.787 in. in gap between the body and the filler cap, as viewed from above.
 - 5 The hole for the exhaust pipe must follow the contour of the above piece with a maximum of 25 mm/0.984 in. in gap, in any direction, between the body and the exhaust outlet
 - 6 The slot for the roll-over bar should be no more than 20 mm/0.787 in. in width. The roll-over bar should not protrude more than 50 mm/1.968 in. above the cylinder head.
- 5.21 A spoiler/wing which conforms to IFMAR regulations may be fitted.
- 5.22 Spoiler/wing sizes for sports cars/prototypes:
Overall width of body and spoiler max 267mm (measured on top).
Wings/spoiler, whether build into the body or separate, they must have an angle of minimum 30 degrees measured on the vertical line inclusive of any added aerodynamic aids. If separate, they must have a chord of no more than 77 mm. Any added aerodynamic aids must have a chord of no more than 77 mm.
No additional items may be fastened to the body exterior other than the rear Gurney strip. All measurements for the wing height will be taken with the chassis is raised on 10mm blocks.

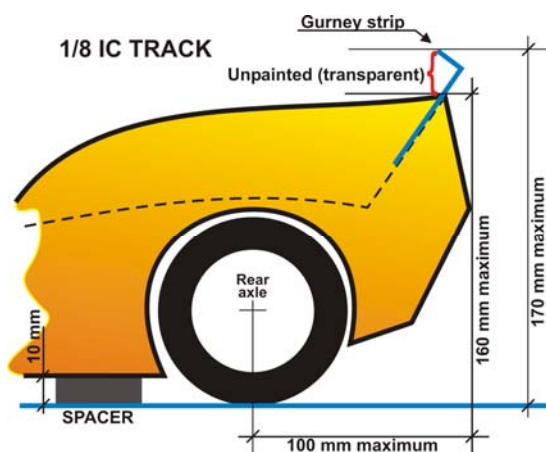
Maximum height for the body, side and rear wing is 160 mm, with the chassis placed on 10mm spacer blocs. The maximum overall height including the Gurney a strip is 170 mm, the Gurney strip, must be attached directly to the body. No independently mounted wings are allowed.

The maximum overhang behind the rear axle measured from the rear axle centre point is 100mm

If body stiffeners are used they cannot cause the body to be wider than 277mm at any point.

From 1-1-2013 Full Global Body Spec Rules will be used

If body stiffeners are used they cannot cause the body to be wider than 277mm at any point.



5.23 Fuel:

A controlled commercially available fuel containing methanol, oil/lubricant and nitro methane (with a maximum of 25% measured in volume), decided by the IFMAR I.C. Executive, must be used.

- 5.23.1 The manufacturer who was selected to supply the fuel for the previous IFMAR 1/8th I.C. On-road World Championship event is not eligible to supply fuel for the next IFMAR 1/8th I.C. On-road World Championship event, unless there are no other alternatives.
- 5.23.2 The type of fuel is decided by the IFMAR I.C. Executive; together with the race organiser (race organiser recommends three (3) types of fuel in order of preference). The race organiser has to forward the recommendations to the IFMAR I.C. Section Chairman eight (8) months before the event. The final decision will be made six (6) months before the event by a majority vote of the IFMAR I.C. Executive and all Blocs will be notified of the decision.
- 5.23.3 The recommended types of fuel must be commercially available at the time of the organiser's recommendations, (eight (8) months prior to the event) and remain available up until the final decision six (6) months prior to the event. The selected fuel must continue to be commercially available in the period from six (6) months prior to the event up until the commencement of the event.
- 5.23.4 An amount of \$US60 will be added to each entry fee to cover the additional cost of official event fuel.
- 5.23.5 Practice: For practice and pit running purposes only, all competitors must be able to purchase at the event a minimum of ten (10) litres of the controlled fuel at standard commercial rates.
- 5.23.6 Racing: At the commencement of official qualifying, the controlled fuel must be used for running on the track. This fuel is to be maintained by the organiser, in association with the IFMAR representative, within the controlled pitlane area. This controlled fuel must be identical to the fuel sold to the competitors for the practice period
- 5.23.7 All mechanics, team managers and cars will be checked for compliance to the rules when entering the controlled pit area, i.e. no fuel, fuel bottles and/or fuel guns with fuel may brought into the pit area and cars must have empty tanks when entering.

Each driver and mechanic has to wear closed toe shoes in the "hot pit-area", refuelling pit and on the track.

Upon entering the pit area, mechanics can retrieve a fuel bottle and their fuel gun if they have one stored in the area.

- It is the mechanic's responsibility to ensure they fill the bottles from the fuel containers provided in the pit area for both heats and finals.
- 5.23.8 At the completion of the heat/final, all fuel bottles, fuel guns and containers of fuel must be returned to their heat's storage area.
- 5.23.9 At no time may fuel bottles, fuel guns or containers of fuel be removed from the controlled pit area once official racing has commenced.
- 5.23.10 Any infringement of these rules by a mechanic/team manager/driver or any associated person will cause that driver to be excluded from the event. Further punishment to be determined by IFMAR, such as a ban from future international racing.
- 5.23.11 Controlled Pit lane Area: It is suggested that the organiser build this area in a way that eliminates opportunities for contact with persons outside the controlled pit lane area.
- 5.24 The minimum weight limit of the cars is 2525 grams/5.56 pounds. The weight limit will be checked with the car being ready to race but with empty fuel tank and with timing transponder installed. The weight will be checked by a set of digital electronic scales and can be done at any time during the meeting, i.e. before the start of a heat, sub-final or final or after the end of either. An approved test weight must be provided for checking calibration of the digital electronic scales.
- 5.25 The car shall be measured for the width by placing it on a baseboard equipped with two side rails of 25.4 mm/1 in. in height spaced 267 mm/10.5 in. apart, constructed in such a way that the car can roll freely between them. Base board and rails must be constructed of high quality material, suitably stiffened to prevent distortion. The car must roll freely between the rails with any steerable wheel set in the straight ahead position, irrespective of the compression or extension of the suspension.
- The car shall be measured for length and height in a similarly constructed box of internal dimensions 637 x 267 mm/25 x 10.5 in. which includes provision for checking the maximum height. Measurement of the wheel base may be made by simple measurement of axle centre distance but the Race Director should be prepared to make more exact checks in case of doubt or protests. It is suggested that the wheels are removed and the wheel spindles firmly placed on V-blocks whilst accurate measurements are made.
- It is the responsibility of the driver to ensure that his car complies with the regulations at all times it is on the track and the organiser may check any car, at any time during the championship, for compliance with the regulations. On checking immediately after a race, if a car is found to be under the minimum weight or has incorrect dimensions, positive proof of race damage may prevent disqualification.
- 5.26 The maximum carburettor size will be 9.00 mm/0.35 in.
- 5.27 Technical restrictions:
Not allowed:
4 wheel brakes (no independently controlled braking on the front wheels is allowed)
liquid cooled engines
hydraulic systems
more than 2 servos
no more than 3-speed transmissions.
- 5.28 Driver Aids – The use of traction control devices, active suspension devices and any steering control aided by gyroscopes/'G'-force sensors is strictly forbidden. The use of on board data recording sensors or data transmission devices is not permitted. It is the object of this rule to ensure that the IFMAR 1/8th I.C. Circuit World Championship be a test of driver skill.

FINISH