



**EFRA 1:8 IC track section Chairman:**

Sander de Graaf  
Beekmansbos 53  
1971 BX IJmuiden  
Netherlands

Phone (Priv): +31 255 515720, (Fax): +31 255 515720  
Mobile: +31 6 53178658, Email: [eight.track@efra.se](mailto:eight.track@efra.se)

**EUROPEAN FEDERATION OF RADIO OPERATED MODEL AUTOMOBILES**

Sander de Graaf, Beekmansbos 53, 1971 BX IJmuiden, Netherlands

**EFRA contacts**

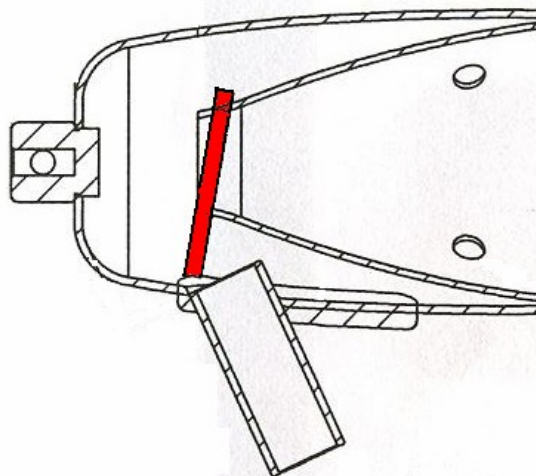
IJmuiden, July 6th 2007

**NEWSLETTER**

Dear Sportfriends,

Recently we found out that one of the homologated mufflers from Hobao has been manufactured in the wrong way. The manufacturer of Hobao has forgotten to put in the disc, which makes it a 3-chamber muffler.

On the drawing you can see what should be inside and what is missing.



The red disc is the missing part. It is not clear how many mufflers have been shipped, but it will be a severe number.

The manufacturer is aware of the problem and has informed his supplier to make sure this mistake does not happen again. Since it is an Off-Road muffler this problem might occur during an Off-Road event. It is not necessary to cut each pipe open like in the picture here above. If you have a small pocket lamp it is possible to check the muffler from the outside, by shining into the tailpipe and to look into the entrance.


If you see too much light you know the disc is missing and it is a 2-chamber muffler instead of a 3-chamber type.

[www.efra.se](http://www.efra.se)

EFRA, General Secretary  
Frederick Scholander,  
Vallmovägen 13,  
194 68 Upplands Väsby, Sweden

Phone: +46 8 590 300 19  
Fax: +46 8 590 934 44  
Mobile: +46 73 973 71 00  
E-mail: [secretary@efra.se](mailto:secretary@efra.se)


International Bank Account Number  
IBAN: SE 21 6000 0000 0000 43 202 799  
Handelsbanken, Norrköping, Sweden  
Swift-Code: HANDSESS



**This muffler is 3-chamber, only light in the 2 small holes**

**Hobao muffler 2059.**

Due to a manufacturer's failure some of the 2059 mufflers sold in Europe are 2-chamber types. One ring that must be mounted on the cone is missing. This can be checked easily by using a small pocket lamp and shine with this lamp into the tailpipe. The muffler up is ok, since you only see the light of the pocketlamp in the 2 small holes. The muffler down is NOT OK, since here you also see the light in the big hole at the end of the cone, so the ring is missing.



**This muffler is missing the ring on the cone, so there is also light to be seen in the big hole at the end of the cone**

For any of the international races, please make sure this information is passed to the technical inspection of those events.

Regards,

Sander de Graaf

EFRA muffler homologation